

Field Sobriety Tests

Being pulled over under suspicion of a **DUI/OVI** can be terrifying. If you decide to participate in a field sobriety test, you can expect to do any and potentially all of the following:





HAND-HELD BREATHALYZERS

A breathalyzer test will provide the officer with an estimated measurement of the BAC (blood alcohol content.)

HORIZONTAL GAZE NYSTAGMUS (THE EYE TEST)

The officer will watch your eyes as you try to follow his/her finger to see if your vision may be impaired.


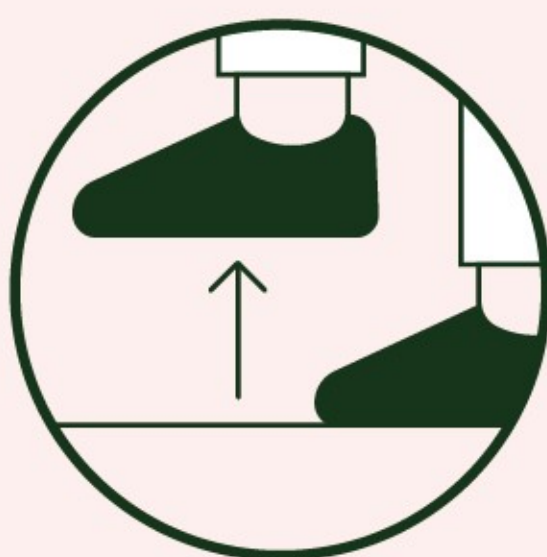


WALK AND TURN

This test is conducted by seeing if you are able to walk heel-to-toe, turn around, and then continue to walk.

ONE LEG STAND

With this test, the officer will be watching to see if your balance is intact, possibly while discussing another topic to see if it throws you off.



FINGER TO NOSE

You will be asked to touch your nose, while your eyes are closed and you are standing up straight. The officer will be checking to see if your hand does not touch your nose or if you lose your balance.

REVERSE ALPHABET OR NUMBER COUNT

Although these methods are often used in potential DUI/OVI cases, Field sobriety tests are not always reliable. It's important to contact an attorney to further discuss your situation.



If you are in need of legal representation after being charged with a **DUI**, do not hesitate to contact the attorneys at **The Farrish Law Firm, L.P.A.** in Cincinnati, Ohio.

Visit our website at kellyfarrishlaw.com or call us at (513) 621-8700.



The
Farrish Law Firm L.P.A.